



Educational Partners Committee: School Site Council Wellness Committee English Learner Advisory Committee District English Learner Advisory Committee (EWSED)

- Agenda (Discussion: Local Control Accountability Plan (LCAP))
- Minutes
- Academic Data
- LCAP 3-year Plan (2021-22, 22-23, **23-24**)
- LCAP 3-year Plan (**2024-25, 25-26, 26-27**)



School Advisory Team


Teachers/Staff
/Administration



Parents/Guardians



Governing
Board



LCAP Goals I, II, III: Discussion and Contributions



Goal 1 (Contributions)

BPA-SD will provide a safe and positive learning environment for all students through shared expectations, support, and **accountability** by all educational partners (students, parents/guardians, staff, community members) to ensure utmost school-wide engagement.

Goal II (Support)

BPA-SD will build a school culture of excellence to foster student growth both academically and socially using adopted **curriculum** and proven methodologies.

Goal III (Results)

At the completion of each school year, 80% of continuously enrolled students will demonstrate progress toward **mastery** of standards in English Language Arts (ELA) and Mathematics (MAT) as demonstrated by local assessments and/or CAASPP results.

(CAASPP Scores 3 and 4 needed for college readiness; at each grade level)



CA School Dashboard

BPA	ELA Standards % Met	MAT Standards % Met	Science Standards % Met
2020	48	50	30
2021	-	-	-
2022	59	52	43
2023	55	49	30

-4

-3

-13



CAASPP Report:

ELA Test Score

LEVEL
2

**Standard
Nearly Met**

nearly met the grade five standard for ELA. Please discuss with teacher(s) ways to improve.

English Language Arts/Literacy (ELA)

Standard Exceeded
Level 4 (2582–2730)

Standard Met
Level 3 (2502–2581)

Standard Nearly Met
Level 2 (2442–2501)

Standard Not Met
Level 1 (2200–2441)




2469

**Your Child's
Score**



CAASPP Reports are available to you on School Pathways (RegOnline).




Settings Log Out Select Language

Dashboard School Classes Reports

Test Results

Score Files	CAASPP SCORE REPORT 2021 PDF LEXQUAN SCORE REPORT 2022 PDF CAASPP SCORE REPORT 2022 PDF LEXQUAN SCORE REPORT 2023 PDF CAST SCORE REPORT 2023 PDF CAASPP SCORE REPORT 2023 PDF
Print Test Results	Print PDF

Starting Smarter 

[Click here to more about Starting Smarter](#)



ELA

i-Ready: From Fall **36%** to Winter **51%**

(test proficiency projection)

51% of K-8th grade students met mid-year benchmarks in meeting the state standards.

25% of K-8 students performed one grade below their respective grade level.

24% of K-8 students performed two or more grades below their respective grade level.

MATH

i-Ready: From Fall **18%** to Winter **36%**

(test proficiency projection)

36% of K-8th grade students met mid-year benchmarks in meeting the state standards.

32% of K-8 students performed one grade below their respected grade level.

32% of K-8 students performed two or more grades below their respected grade level.



Graph Key

— Mid On Grade Level (609)

■ On Grade Level (581-640)

----- Stretch Growth (572)

— Typical Growth (545)

State Test Proficient

● Level 4 (>610)

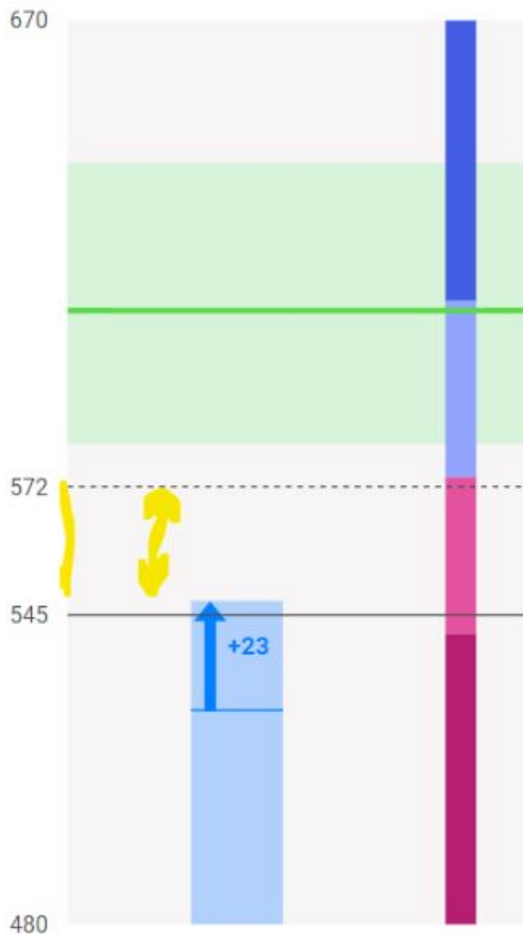
● Level 3 (574-610)

State Test Not-Proficient

● Level 2 (541-573)

● Level 1 (<541)

-25



Diagnostic 2 - 548

Grade 4, 12/06/22

Projected Proficiency

Projected Proficiency shows the student's projected level on the state test based on: their most recent Diagnostic performance (blue bar), if they achieve Typical Growth (solid gray line), and if they achieve Stretch Growth (dotted gray line).

Typical Growth

Typical Growth: The average annual growth for a student at this grade and placement level on their baseline Diagnostic. ⓘ

Stretch Growth

Stretch Growth: An ambitious, but attainable, level of annual growth that puts students who are below grade level on a path toward proficiency. ⓘ

Ex: 4th grade

- Four students scored one grade below 4th gr. standards.
- Two students scored two grade levels below 4th grade standards.

Overall Placement & Scale Score	PA	PH	HFW	VOC	Show Comp: Overall <input type="checkbox"/> i		Typical Growth	Stretch Growth®
					LIT	INFO		
● Early 4 (561)	Tested Out	Tested Out	Tested Out	Early 4	Early 4	Grade 3	20	36
● Early 4 (560)	Tested Out	Tested Out	Tested Out	Grade 3	Early 4	Early 4	17	27
● Early 4 (558)	Tested Out	Tested Out	Tested Out	Early 4	Early 4	Grade 3	17	27
● Grade 3 (551)	Tested Out	Tested Out	Tested Out	Early 4	Early 4	Grade 3	20	36
● Grade 3 (538)	Tested Out	Tested Out	Tested Out	Grade 3	Grade 3	Grade 3	20	36
● Grade 3 (536)	Tested Out	Tested Out	Tested Out	Early 4	Grade 3	Grade 3	20	36
● Grade 3 (532)	Tested Out	Tested Out	Tested Out	Grade 3	Grade 3	Grade 3	20	36
● Grade 3 (517)	Tested Out	Tested Out	Tested Out	Grade 3	Grade 3	Grade 3	23	50
● Grade 2 (494)	Tested Out	Grade 3	Tested Out	Grade 2	Grade 3	Grade 1	20	36
● Grade 2 (489)	Tested Out	Grade 2	Tested Out	Grade 3	Grade 1	Grade 1	20	36

Overall Placement & Scale Score	PA	PH	HFW	VOC	Show Comp: Overall		Typical Growth	Stretch Growth®
					LIT	INFO		
● Grade 3 (536)	Tested Out	Tested Out	Tested Out	Early 4	Grade 3	Grade 3	20	36

- Phonological Awareness (PA)
- Phonics (PH)
- High-Frequency Words (HFW)
- Vocabulary (VOC)
- Comprehension: Literature (LIT)
- Comprehension: Informational Text (INFO)

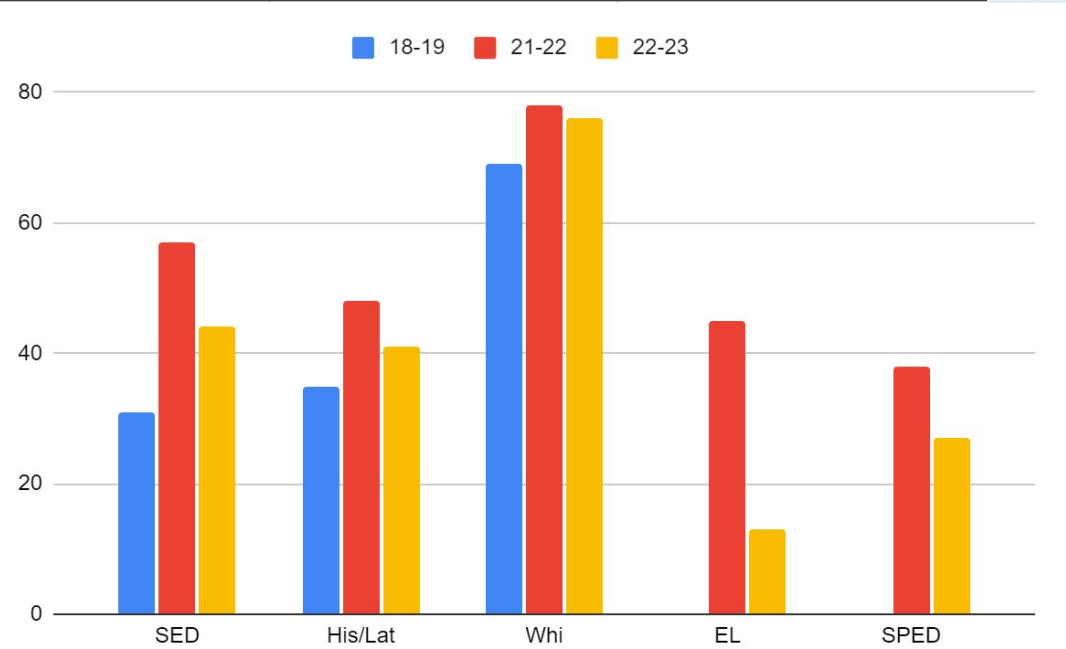
Ex: **A four-grade** student achieved grade-level scores in vocabulary, however, demonstrated below-grade-level abilities in literacy and informational text comprehension.

As a result, the **fourth-grade** student's overall abilities are equivalent to those of a **third-grade** level.

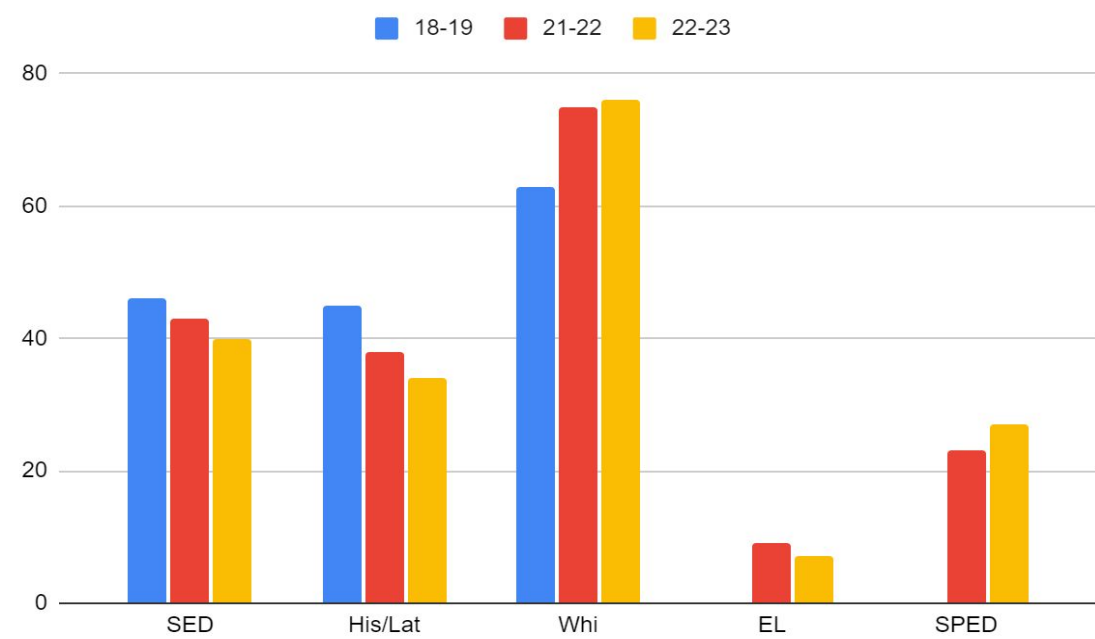
Your teacher will be reaching out to discuss the data and your student's performance.



ELA	18-19	20-21	21-22	22-23
SED	31	-	57	44
His/Lat	35	-	48	41
Whi	69	-	78	76
EL	N/A	-	45	13
SPED	N/A	-	38	27



MAT	18-19	20-21	21-22	22-23
SED	46	-	43	40
His/Lat	45	-	38	34
Whi	63	-	75	76
EL	N/A	-	9	7
SPED	N/A	-	23	27



SCI 5th & 8th	18-19	20-21	21-22	22-23
SED	N/A	-	N/A	27
His/Lat	N/A	-	N/A	16
Whi	N/A	-	46	N/A
EL	N/A	-	N/A	N/A
SPED	N/A	-	N/A	N/A



				2023 (SEL 42%)			
Socio-Economicly Disadvantaged (SED)				ELA	MAT	SCI	
				Baypoint	55.24	48.57	30
				Total EI&Mid			
	ELA	MAT	SCI	HTH Ele & Mid (SED 50% & 46%)			
HTH Middle (SED 46%)	-	-					
2022	58.95	28.92	26.86	52.14	29.35	31.43	
2023	63.07	39.38	26.93	49.26	32.87	31.03	



				Total EI&Mid			
Woodland Park Middle (SED 45%)	ELA	MAT	SCI		ELA	MAT	SCI
2022	61.58	38.54	37.33	Knob Hill Ele&Wood (SED 38% & 45%)	60.59	43.2	41.35
2023	55.94	37.41	38.84		58.83	45.31	37.33
2022	61.58	38.54	37.33	Rich & Wood (SED: 32% and 45%)	64.17	49.58	41.48
2023	55.94	37.41	38.84		61.91	50.87	45.45
San Marcos Ele (SED: 77%)	ELA	MAT	SCI		ELA	MAT	SCI
2021-22	32	24	21	Classical (SED: 25%)	65.04	58.46	49.16
2022-23	32	21	20				
San Marcos Middle (SED: 61%)							
2021-22	45	29	21				
2022-23	45	33	31				



Mid-Year Survey Results:

Students

97% of students feel cared by the teacher/staff.

92% of students respect one another.

96% of students are supported by staff.

85% of students feel a sense of belonging.

97% of students take part in classroom activities.

91% of students are praised by teacher/staff.

93% of students feel safe at Baypoint.

55% of students utilize their conflict resolution skills.

84% of students communicate and interact with each other effectively.

94% of students have high expectations imposed by the teacher/staff.

Goal I - 90% met

Goal II - 89% met

Goal III- **92% met**

Students' comments:

"I am motivated to get good grades and finishing strong."

"You guys are great on this nothing to change."

"I clicked on "yes" but little bullying."

"You doing great."

"I like ELOP and I like my ELOP coach."

"ELOP food is better."

"Bring back Pesto Pasta x 3."

"Bring hot and spicy food."

"More recess."

"More rewards."

"I love this school."

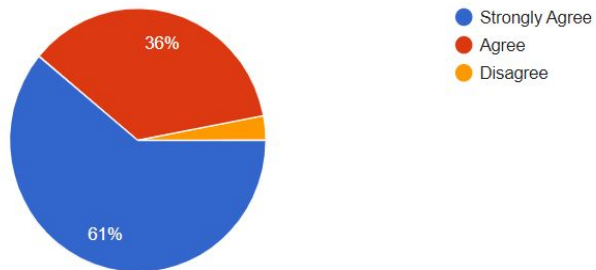
"Hi, I hope you see this but can you add a seesaw, we will try our best to be good with it."

"Have cheers, art, music,..."



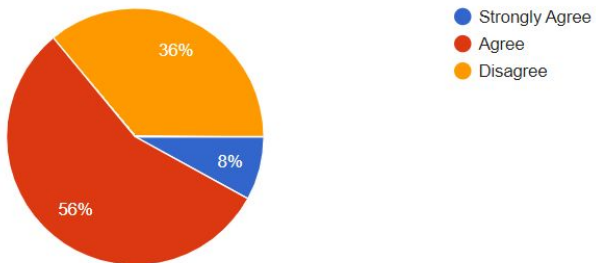
1. My teacher cares about me.

100 responses



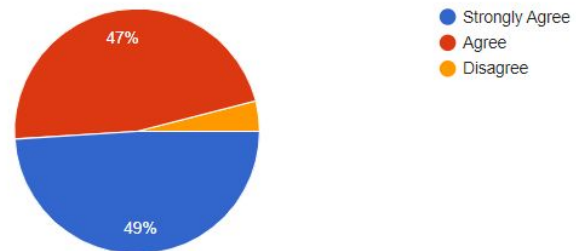
2. Students in my class respect one another.

100 responses



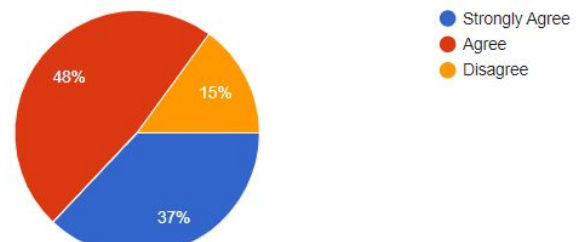
3. My teacher's feedback supports me in my studies.

100 responses



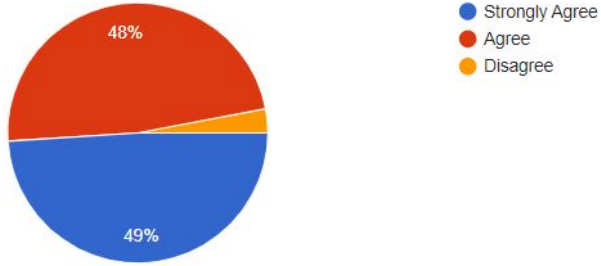
4. I feel like I belong at Baypoint.

100 responses



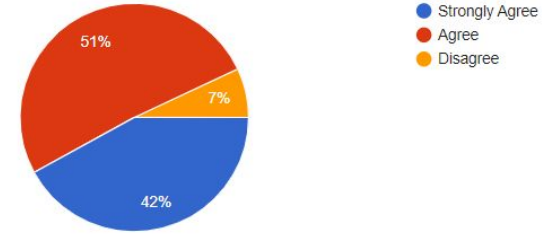
5. I have many opportunities to be part of class activities.

100 responses



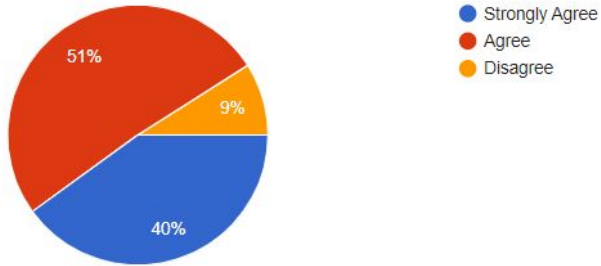
7. I feel safe at Baypoint.

100 responses



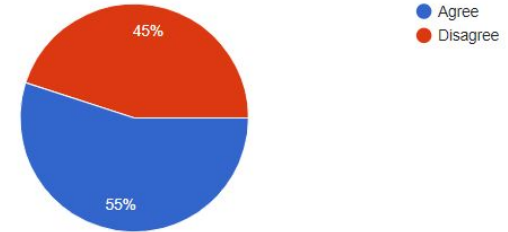
6. My teacher praises me when I work hard in class.

100 responses



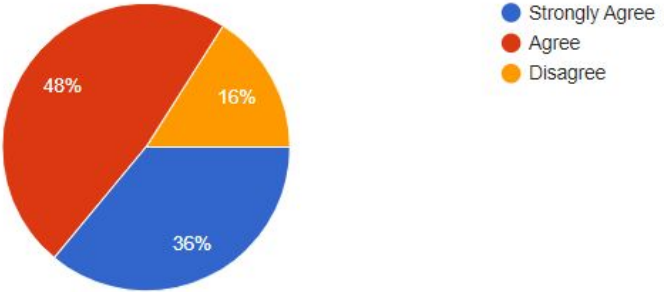
8. Students at Baypoint try to work out their disagreements.

100 responses



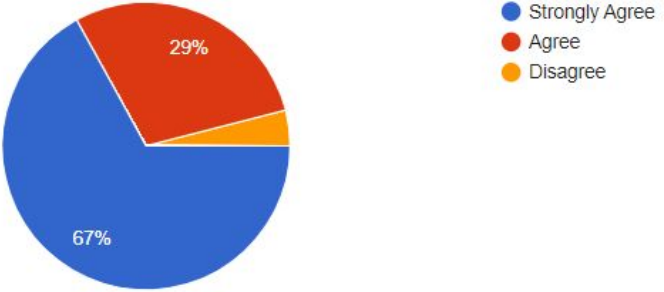
9. Students of different cultural backgrounds, races, or ethnicities get along well at Baypoint.

100 responses



10. My teacher expects me to do my best all the time.

100 responses



Parents/Guardians

95% of parents are satisfied with the educational program,

93% of parents receive resources and support from the teachers.

95% of parents are confident of their students' progress.

90% of parents feel “welcomed.”

94% of parents are satisfied with the social-emotional support their student receives.

89% of parents do not participate in teachers' morning tutoring sessions... (please contact your teacher for the dates and times...).

69% of students can do homework independently at home.

.....

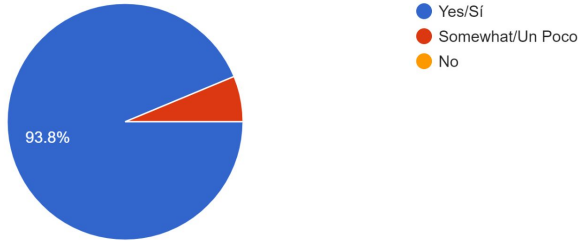
Goal I - 82% met

Goal II- 75% met

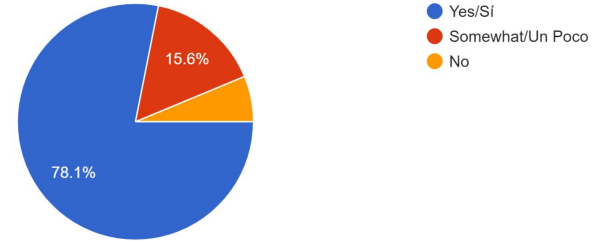
Goal III - 57% met



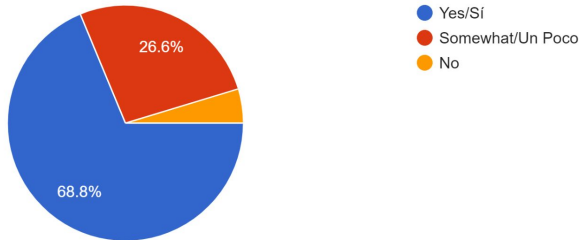
1. Is your student able to access the instructional materials provided by the teacher? /¿Su estudiante puede acceder a los materiales de instrucción proporcionados por el maestro?
64 responses



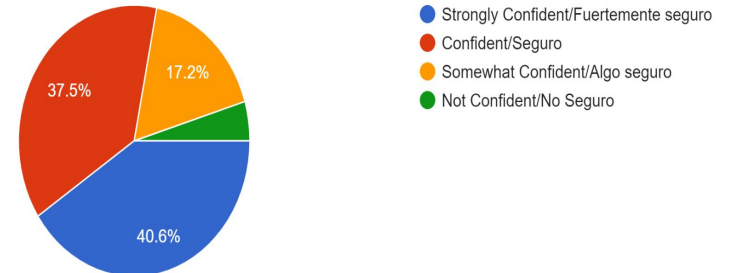
3. Do you feel you have the necessary support and resources from the teacher/Baypoint to effectively support your student? /¿Siente que tien...nt para apoyar de manera efectiva a su estudiante?
64 responses



2. Are you satisfied with the educational program provided to your student? / ¿Está satisfecho con el programa educativo proporcionado a su estudiante?
64 responses

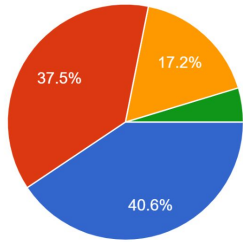


5. How confident are you that your student made sufficient academic progress this school year? / ¿Qué tan seguro está de que su estudiante hizo suficiente progreso académico este año escolar?
64 responses



5. How confident are you that your student made sufficient academic progress this school year? / ¿Qué tan seguro está de que su estudiante hizo suficiente progreso académico este año escolar?

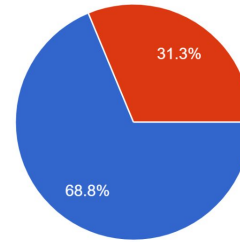
64 responses



● Strongly Confident/Fuertemente seguro
● Confident/Seguro
● Somewhat Confident/Algo seguro
● Not Confident/No Seguro

7. Is your child able to complete homework independently? / ¿Puede su hijo completar la tarea de forma independiente?

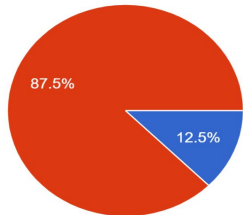
64 responses



● Yes/Sí
● No

6. Is your child attending before school tutoring with their classroom teacher? / ¿Asiste su hijo a tutorías antes de la escuela con su maestro de clase?

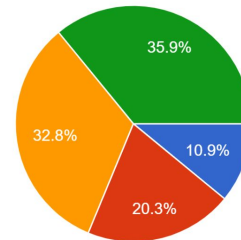
64 responses



● Yes/Sí
● No

8. How concerned are you about your child's social-emotional well-being? / ¿Qué tan preocupado está por el bienestar socioemocional de su hijo?

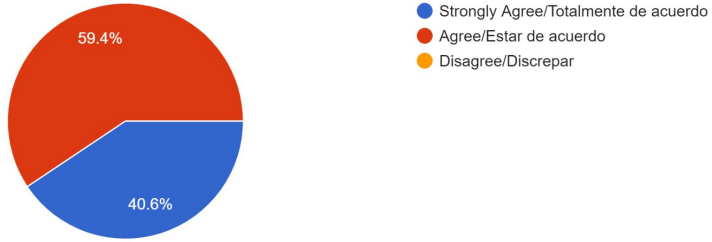
64 responses



● Very Concerned/Muy Preocupado
● Concern/Preocupación
● Neutral
● Not Concern/No Preocupación

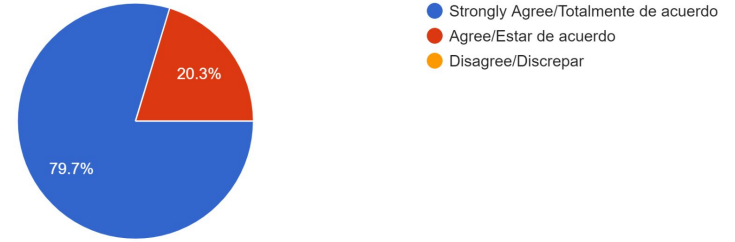
9. Baypoint staff members build strong relationships with students. / Los miembros del personal de Baypoint construyen relaciones sólidas con los estudiantes.

64 responses



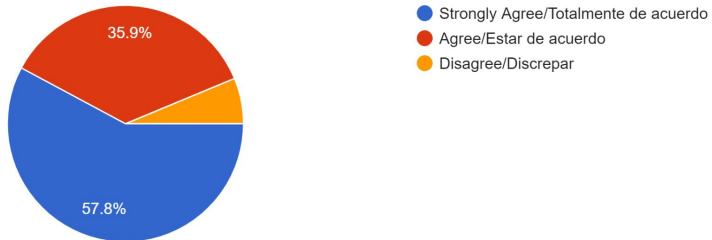
10. It is easy to contact my student's teacher when I need to. / Es fácil contactar al maestro de mi estudiante cuando lo necesito.

64 responses



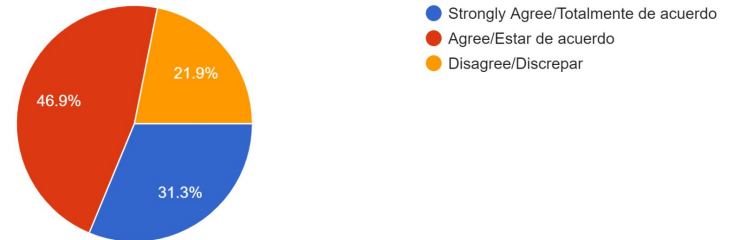
11. I feel like a partner with the teacher in my student's education. / Me siento como un socio con el maestro en la educación de mi estudiante.

64 responses



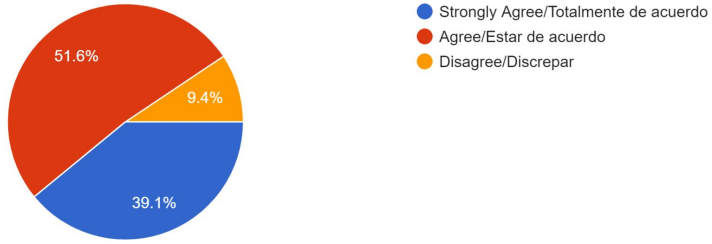
12. Baypoint offers opportunities to participate in making decisions that affect the school community. / Baypoint ofrece oportunidades para p...e decisiones que afectan a la comunidad escolar.

64 responses




13. I feel welcome at Baypoint. / Me siento bienvenido en Baypoint.

64 responses



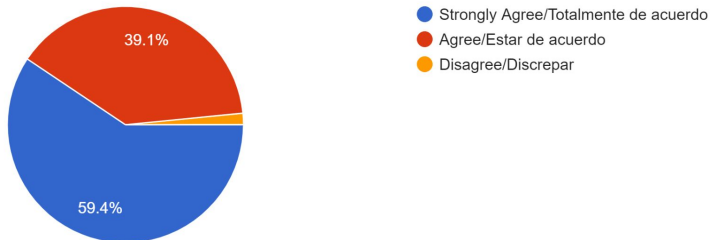
15. Baypoint staff promotes the success of all students. / El personal de Baypoint promueve el éxito de todos los estudiantes.

64 responses



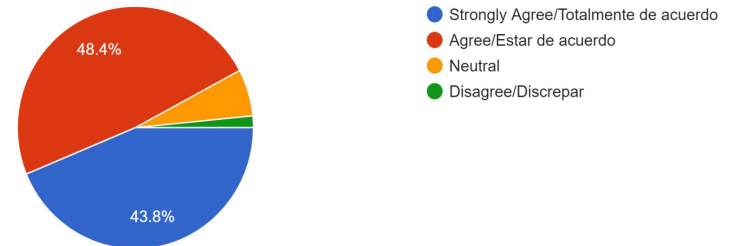
14. I am aware of what is expected of my student at Baypoint. / Soy consciente de lo que se espera de mi estudiante en Baypoint.

64 responses



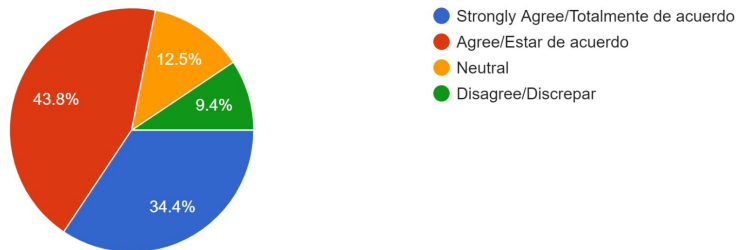
16. Baypoint staff treats all students respectfully. / El personal de Baypoint trata a todos los estudiantes con respeto.

64 responses



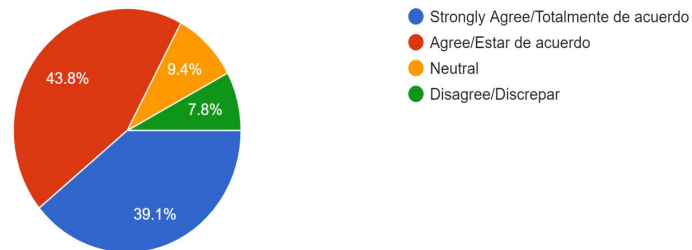
17. Students at Baypoint respect each other's differences (gender, race, culture, etc.) / Los estudiantes de Baypoint respetan las diferencias de los demás (género, raza, cultura, etc.).

64 responses



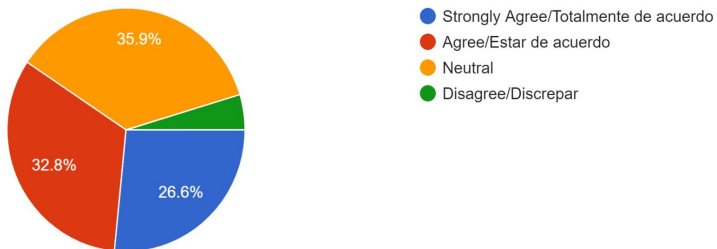
19. Baypoint communicates with parents/guardians in a timely and ongoing basis. / Baypoint se comunica con los padres/tutores de manera oportuna y continua.

64 responses



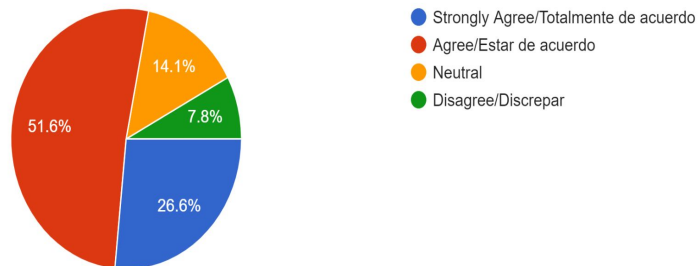
18. Baypoint provides instructions that reflect my student's cultural background, ethnicity, and identity. / Baypoint proporciona instrucciones que reflejan el origen étnico y la identidad de mi estudiante.

64 responses



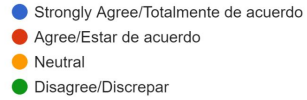
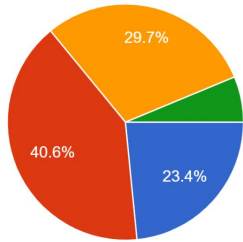
20. My student feels comfortable reporting student conflicts to a teacher or staff member. / Mi estudiante se siente cómodo informando los conflictos estudiantiles a un maestro o miembro del personal.

64 responses



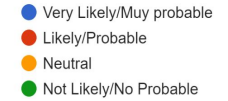
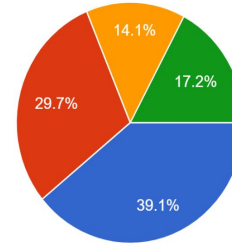
21. Baypoint places a priority on helping students with their social, emotional, and behavioral challenges. / Baypoint da prioridad a ayudar a los...safios sociales, emocionales y de comportamiento.

64 responses



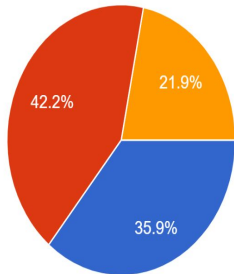
23. How likely are you to recommend Baypoint to a parent looking for a school for their child? / ¿Qué tan probable es que recomiende Baypoint a un padre que busca una escuela para su hijo?

64 responses



22. Overall, how satisfied are you with the education your student is receiving at Baypoint? / En general, ¿qué tan satisfecho está con la educación que recibe su estudiante en Baypoint?

64 responses



Public Comments...

